


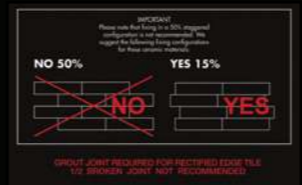


| TECHNICAL CHARACTERISTICS PORCELAIN STONEWARE EN 14411 G gruppo B1a GL | | STANDARD REQUIREMENTS | | TEST RESULTS | REFERENCE STANDARD |
|---|---|--|------------------|-----------------------------------|-------------------------------------|
| | | 7 cm ≤ N < 15 cm (mm) | N ≥ 15 cm (%) | | |
| | LENGTH AND WIDTH: ADMITTED DEVIATION, IN %, OF THE AVERAGE SIZE OF EACH TILE FROM THE PRODUCTION DIMENSIONS | ±0,9 mm | ±0,6% | ±2 mm | ±0,15% |
| | ADMITTED DEVIATION, IN %, OF THE AVERAGE THICKNESS OF EACH TILE FROM THE PRODUCTION DIMENSIONS | ±0,5 mm | ±5,0% | ±0,5 mm | ±5% |
| | MAXIMUM STRAIGHTNESS DEVIATION, IN %, IN RELATION TO THE CORRESPONDING PRODUCTION DIMENSIONS | ±0,75 mm | ±0,5% | ±1,5 mm | ±0,1% |
| | MAXIMUM RIGHT-ANGLE DEVIATION, IN %, IN RELATION TO THE CORRESPONDING PRODUCTION DIMENSIONS | ±0,75 mm | ±0,5% | ±2,0 mm | ±0,2% |
| | FLATNESS (CURVING IN THE MIDDLE, CORNER AND WARPING) | ±0,75 mm | ±0,5% | ±2,0 mm | ±0,35% |
| SURFACE QUALITY | | AT LEAST 95% OF THE TILES MUST BE FREE FROM VISIBLE FLAWS. | | CONFORMING | |
| | % WATER ABSORPTION | E≤0,5% | | E<0,1% | ISO 10545-3 |
| | BREAKING STRENGTH IN N (thickness ≥ 7,5 mm) | 1300 min | | >1700 | ISO 10545-4 |
| | N/mm ² FLEXURAL STRENGTH TEST | 35 min | | >40 | ISO 10545-4 |
| | RESISTANCE TO ABRASION OF GLAZED TILES | SEE MANUFACTURER'S DECLARATION | | BIANCO CLASSE 4 BEIGE CLASSE 4 | ISO 10545-7 |
| | THERMAL SHOCKS RESISTANT | | | RÉSISTANT | ISO 10545-9 |
| | GLAZE CRAZING RESISTANCE | REQUIRED | | RÉSISTANT | ISO 10545-11 |
| | RESISTANCE TO STAINING | | | CLASSE 4 | ISO 10545-14 |
| | RESISTANCE TO LOW CONCENTRATIONS OF ACIDS AND ALKALIS | SEE MANUFACTURER'S DECLARATION | | GLB (POLISHED) GLA (NATURAL) | ISO 10545-13 |
| | RESISTANCE TO DOMESTIC CHEMICAL PRODUCTS AND ADDITIVES FOR SWIMMING POOLS | GB min | | GA | |
| | FROST RESISTANCE | REQUIRED | | RÉSISTANT | ISO 10545-12 |
| | FRICTION COEFFICIENT (SLIPPERINESS) | | | R9 (NATURAL) | DIN 51130:2010 |
| | | | | Dry/Wet >0,6 (NATURAL) | ASTM C 1028 |
| | | | | Wet >0,42 (NATURAL) | COF (section 9.6 ANSI A 137.1 2012) |




ARONA

Porcelain



ARONA

GROUT JOINT REQUIRED FOR RECTIFIED EDGE TILE
1/2 BROKEN JOINT NOT RECOMMENDED



BIANCO 24"x24" RECTIFIED EDGE
NATURAL
BIANCO 24"x24" RECTIFIED EDGE
POLISHED



BIANCO 12"x24" RECTIFIED EDGE
NATURAL
BIANCO 12"x24" RECTIFIED EDGE
POLISHED



BIANCO 3,2"x24" BULLNOSE NATURAL
BIANCO 3,2"x24" BULLNOSE POLISHED



BIANCO 12"x12" SHEET
1"x1" NATURAL MOSAIC



BIANCO 12"x12" SHEET
PINWHEEL DECO MOSAIC
POLISHED




3D HEX MOSAIC 7"x12"
SHEET BIANCO POLISHED



BEIGE 24"x24" RECTIFIED EDGE
NATURAL
BEIGE 24"x24" RECTIFIED EDGE
POLISHED




BEIGE 12"x24" RECTIFIED EDGE
NATURAL
BEIGE 12"x24" RECTIFIED EDGE
POLISHED



BEIGE 3,2"x24" BULLNOSE NATURAL
BEIGE 3,2"x24" BULLNOSE POLISHED



BEIGE 12"x12" SHEET
1"x1" NATURAL MOSAIC



BEIGE 12"x12" SHEET
PINWHEEL DECO MOSAIC
POLISHED



3D HEX MOSAIC 7"x12"
SHEET BEIGE POLISHED

