




















ABOVE: ICE
COVER: GREY & GREY 2" X 2" MOSAIC

	Technical Specifications	Standard Requirements	Test Results
	Water Absorption UNI EN ISO 10545-03	E ≤ 0.5%	≤ 0.5%
	Breaking Strength UNI EN ISO 10545-04	≥1300 N	≥ 1300 N
	Modulus of Rupture UNI EN ISO 10545-04	> 35 N/mm²	≥ 35 N/mm²
	Shock Resistance UNI EN ISO 10545-05	Suggested Minimum: E > 0.55	Resistant
	Resistance to Deep Abrasion UNI EN ISO 10545-06	Maximum: 175 mm³	Resistant
	Thermal Linear Expansion UNI EN ISO 10545-08	As Reported	7 x 10 ⁻⁵ /°C ⁻¹
	Thermal Shock Resistance UNI EN ISO 10545-09	Required	Resistant
	Moisture Expansion UNI EN ISO 10545-10	As Reported	0.3 mm/m
	Frost Resistance UNI EN ISO 10545-12	As Reported	Resistant
	Chemical Resistance UNI EN ISO 10545-13	Domestic Chemical Products: GB Acids and Alkalis: As Reported	A HA LA
	Stain Resistance UNI EN ISO 10545-14	Minimum: Class 3	Class 5
	PEI Rating (Scratch Resistance) ASTM C 1027	As Reported	Grey: II Desert: III Ice: IV
	Dynamic Coefficient of Friction (DCOF) ANSI A137.1	For Level Interior Spaces Expected to be Walked Upon When wet: > 0.42	≥ 0.42
	Shade Variation	As Reported	V2
	Thickness	As Reported	12" x 24" - 9.5 mm 24" x 24" - 9.5 mm
	Number of Screens	As Reported	12" x 24" - 32 24" x 24" - 15


Grout joint required for rectified edge tile
1/2 broken joint not recommended

1/2 BROKEN JOINT NOT RECOMMENDED



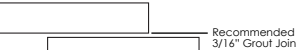
NO

MANUFACTURER RECOMMENDS 1/3 OR LESS STAGGERED SPACING

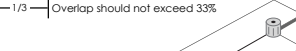


YES

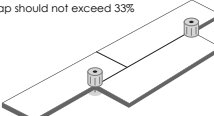
INSTALLATION TIPS



Recommended
3/16" Grout Joint



1/3 — Overlap should not exceed 33%



Use a leveling system during
installation to reduce lippage




STONE

FOLK

GLAZED PORCELAIN





FOLK

Folk is a marvelous limestone that has rich tones and special grains that add definitive character. This collection also features flowing veins throughout its composition. Available in 3 colors and 2 sizes, Folk is the perfect tile to add texture and movement in any room.

DESERT



ICE

FORMATS

ALL FORMATS AVAILABE IN NATURAL FINISH

DESERT



24" x 24"



12" x 24"

2" x 2" Mosaic
(12" x 12" Sheet)



3" x 24" Bullnose

ICE



24" x 24"



12" x 24"

2" x 2" Mosaic
(12" x 12" Sheet)




3" x 24" Bullnose

GREY




24" x 24"



12" x 24"

2" x 2" Mosaic
(12" x 12" Sheet)



3" x 24" Bullnose



GREY
GREY 2" X 2" MOSAIC