



ARISTO

SPC RIGID CORE




ABOUT

This natural Walnut look features the attributes of hardwood we are drawn to. Striking wood patterning creating unique burls through the flooring. Elegant 9" x 60" planks add to the variability of pattern while offering the ease of installation of our Easy Luxury Rigid Core and Loose Lay technologies. Colors ranging from blanchet Alabaster to earthy Ambers, and rich Mink, will speak to your essence of style and comfort in any space.

COLORS



ALABASTER



FAWN



AMBER



WHEAT



MINK

PRODUCT SKUS

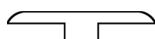
ARISTO	ALABASTER	FAWN	AMBER	WHEAT	MINK
9" x 60" SPC	EL905	EL855	EL865	EL875	EL895
T-Molding	EL907	EL858	EL868	EL878	EL898
Reducer	EL908	EL859	EL869	EL879	EL899
Flush Stair Nose	EL909	EL862	EL872	EL882	EL902

PRODUCT INFO

Construction	SPC Rigid Core
Sizes	9" x 60"
Total Thickness	5.2mm
Wear Layer	20mil
Protective Coating	UV, Stain, & Scratch
Attached Pad	High Density IXPE Sound Abatement Pad
IIC	68
Edge Profile	Micro Bevel
Installation Method	Rigid Core Floating Click
Installation Layout	Random or a minimum 6" short-joint stagger

Floor Score Certified	Yes
Ortho-Phthalate Free	Yes
Warranty	Commercial 10 Year Limited, Residential Lifetime Limited
Size & Tile Type	9" x 60" SPC
Square Feet Per Carton	21.45 f ²
Pieces Per Carton	6 pcs
Pounds Per Carton	35.49 lbs


COORDINATING TRIM



T-MOLDING



REDUCER



FLUSH STAIR NOSE

ARISTO

LOOSE LAY




ABOUT

This natural Walnut look features the attributes of hardwood we are drawn to. Striking wood patterning creating unique burls through the flooring. Elegant 9" x 60" planks add to the variability of pattern while offering the ease of installation of our Easy Luxury Rigid Core and Loose Lay technologies. Colors ranging from blached Alabaster to earthy Ambers, and rich Mink, will speak to your essence of style and comfort in any space.

COLORS



ALABASTER



FAWN



AMBER



WHEAT



MINK

PRODUCT SKUS


ARISTO	ALABASTER	FAWN	AMBER	WHEAT	MINK
9" x 60" LL	EL906	EL856	EL866	EL876	EL896
T-Molding	EL907	EL858	EL868	EL878	EL898
Reducer	EL908	EL859	EL869	EL879	EL899
Flush Stair Nose	EL909	EL862	EL872	EL882	EL902

PRODUCT INFO

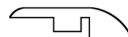
Construction	Loose Lay
Sizes	9" x 60"
Total Thickness	5.0mm
Wear Layer	20mil
Protective Coating	UV, Stain, & Scratch
Attached Pad	N/A
IIC	60
Edge Profile	Micro Bevel
Installation Method	Loose Lay, Perimeter Glue, or Full Spread Adhesive
Installation Layout	Random or a minimum 6" short-joint stagger
Floor Score Certified	Yes
Ortho-Phthalate Free	Yes
Warranty	Commercial 10 Year Limited, Residential Lifetime Limited

Size & Tile Type	9" x 60" LL
Square Feet Per Carton	22.5 f ²
Pieces Per Carton	6 pcs
Pounds Per Carton	41.67 lbs


COORDINATING TRIM



T-MOLDING



REDUCER



FLUSH STAIR NOSE