














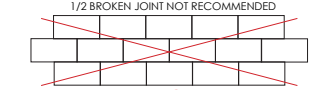




ABOVE: GRAPHITE
COVER: WHITE & GREY

	Technical Specifications	Standard Requirements	Test Results
	Water Absorption UNI EN ISO 10545-03	≤ 0.5%	< 0.5%
	Breaking Strength UNI EN ISO 10545-04	Minimum: 1300 N	> 1300 N
	Modulus of Rupture UNI EN ISO 10545-04	Minimum: 35 N/mm²	> 35 N/mm²
	Shock Resistance UNI EN ISO 10545-05	Suggested Minimum: e > 0,55	e ≤ 0.5
	Resistance to Deep Abrasion UNI EN ISO 10545-06	Maximum: 175 mm³	N/A
	Thermal Linear Expansion UNI EN ISO 10545-08	Minimum for Floor Applications: Class 3	< 9 x 10⁻⁴ C°
	Thermal Shock Resistance UNI EN ISO 10545-09	Resistant	Resistant
	Moisture Expansion UNI EN ISO 10545-10	As Reported	N/A
	Frost Resistance UNI EN ISO 10545-12	As Reported	Resistant
	Chemical Resistance UNI EN ISO 10545-13	Domestic Chemical Products: UB/GB Acids and Alkalies: As Reported	Complies with Standard
	Stain Resistance UNI EN ISO 10545-14	Minimum: Class 3	Complies with Standard
PEI	PEI Rating (Scratch Resistance) ASTM C 1027	As Reported	White, Grey: IV Graphite: III
	Dynamic Coefficient of Friction (DCOF) ANSI A137.1	For Level Interior Spaces Expected to be Walked Upon When wet: ≥ 0.42	≥ 0.42
	Shade Variation	As Reported	V3
	Thickness	As Reported	12" x 24" - 10 mm 15" x 30" - 10.2 mm
	Number of Screens	As Reported	12" x 24" - 24 15" x 30" - 22

Grout joint required for rectified edge tile
1/2 broken joint not recommended



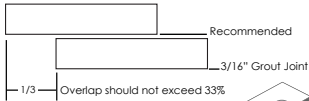
NO

MANUFACTURER RECOMMENDS 1/3 OR LESS STAGGERED SPACING



YES

INSTALLATION TIPS



Use a leveling system during installation to reduce lippage



HAPPY FLOORS



≥ 20%



CONCRETE

CONTEMPO

RECTIFIED PORCELAIN





CONTEMPO

Contempo is the ideal concrete look tile line. Its vibrant hues shift and change throughout each tile. This collection offers a range of colors; from a soft and supple white to a multicolored graphite that is richly multi-hued with hints of silver, copper, and dark grey.

This collection's commitment to contemporary design's cool aesthetic blends perfectly with its hints of inventive movement, resulting in the perfect concrete look collection for the urban home.

FORMATS

ALL FORMATS AVAILABE IN NATURAL FINISH

GRAPHITE



15" x 30"



12" x 24"



1.25" x 4" Mosaic
12" x 12" Sheet



3" x 12" Bullnose


GREY



15" x 30"



12" x 24"



1.25" x 4" Mosaic
12" x 12" Sheet



3" x 12" Bullnose

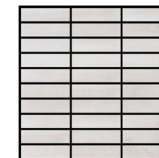
WHITE



15" x 30"



12" x 24"



1.25" x 4" Mosaic
12" x 12" Sheet




3" x 12" Bullnose



GRAPHITE



GREY



WHITE