















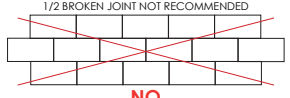




	Technical Specifications	Standard Requirements	Porcelain Natural & Polished	Ceramic Glossy
	Water Absorption UNI EN ISO 10545-03	E ≤ 0.5%	Natural & Polished: ≤ 0.1%	≤ 0.5%
	Breaking Strength UNI EN ISO 10545-04	≥ 1300 N	Natural & Polished: 1800 - 2400 N	≥ 400 N
	Modulus of Rupture UNI EN ISO 10545-04	> 35 N/mm²	Natural & Polished: 45 - 55 N/mm²	15 - 25 N/mm²
	Shock Resistance UNI EN ISO 10545-05	Suggested Minimum: E > 0.55	Natural & Polished: Resistant	Resistant
	Resistance to Deep Abrasion UNI EN ISO 10545-06	Maximum: 175 mm³	Natural & Polished: 175 mm³	Resistant
	Thermal Linear Expansion UNI EN ISO 10545-08	As Reported	Natural & Polished: 7.0 x 10⁻⁴/°C⁻¹	N/A
	Thermal Shock Resistance UNI EN ISO 10545-09	Required	Natural & Polished: Resistant	Resistant
	Moisture Expansion UNE EN ISO 10545-10	As Reported	Natural & Polished: ≤ 0.1 mm/m	N/A
	Frost Resistance UNI EN ISO 10545-12	As Reported	Natural & Polished: Resistant	Indoor Use
	Chemical Resistance UNI EN ISO 10545-13	Domestic Chemical Products: UB/ GB Acids and Alkalis: As Reported	Natural & Polished: GB GA	Class A
	Stain Resistance UNI EN ISO 10545-14	Minimum: Class 3	Natural & Polished: Class 3	Class 5
	PEI Rating (Scratch Resistance) ASTM C 1027	As Reported	Natural: IV Polished: N/A	N/A
	Dynamic Coefficient of Friction (DCOF) ANSI A137.1	For Level Interior Spaces Expected to be Walked Upon When wet: ≥ 0.42	≥ 0.42	N/A
	Shade Variation	As Reported	V2	V2
	Thickness	As Reported	Natural & Polished: 12" x 24" - 10 mm 24" x 24", 24" x 48", 30" x 30", 48" x 48" - 10.5 mm 36" x 72" - 11.5 mm Natural Only: 10" x 11" Hexagon - 11 mm	12" x 36" - 10.5 mm
	Number of Screens	As Reported	Natural & Polished: 12" x 24", 24" x 24" - 56 24" x 48" - 14 30" x 30" - 28 36" x 72" - 6 48" x 48" - 7 Natural Only: 10" x 11" Hexagon - 54	12" x 36" - 14

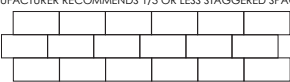
Grout joint required for rectified edge tile
1/2 broken joint not recommended



1/2 BROKEN JOINT NOT RECOMMENDED


NO

MANUFACTURER RECOMMENDS 1/3 OR LESS STAGGERED SPACING



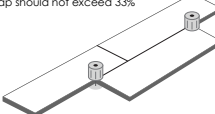
YES

INSTALLATION TIPS



Recommended
3/16" Grout Joint

1/3 — Overlap should not exceed 33%



Use a leveling system during
installation to reduce lippage



MARBLE

CRASH

PORCELAIN &
WHITE BODY RECTIFIED CERAMIC WALL TILE



ABOVE: BLUE WALL, BLUE WAVE WALL, AND BLUE PORCELAIN
COVER: BEIGE HEXAGON



CRASH


Crash is the perfect bold and flashy marble look for those seeking a high impact design. This collection's marvelous veining is combined with rich tones and contemporary formats for a complete collection ideal for renovation projects that spare no expense.



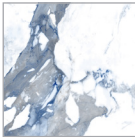
WALL: BLANCO HEXAGON & BLANCO CERAMIC WALL TILE
FLOOR: BLANCO PORCELAIN

PORCELAIN

BLUE




36" x 72"
(Natural/ Polished)
RECTIFIED



30" x 30"
(Natural/ Polished)
RECTIFIED



12" x 24"
(Natural/ Polished)
RECTIFIED




48" x 48"
(Natural/ Polished)
RECTIFIED




10" x 11" Hexagon
(Natural)



Basketweave Mosaic
12" x 12" Sheet
(Natural/ Polished)



24" x 48"
(Natural/ Polished)
RECTIFIED




24" x 24"
(Natural/ Polished)
RECTIFIED




3" x 24" Bullnose
(Natural/ Polished)
RECTIFIED

BEIGE




36" x 72"
(Natural/ Polished)
RECTIFIED



30" x 30"
(Natural/ Polished)
RECTIFIED



12" x 24"
(Natural/ Polished)
RECTIFIED



48" x 48"
(Natural/ Polished)
RECTIFIED




10" x 11" Hexagon
(Natural)



Basketweave Mosaic
12" x 12" Sheet
(Natural/ Polished)



24" x 48"
(Natural/ Polished)
RECTIFIED




24" x 24"
(Natural/ Polished)
RECTIFIED

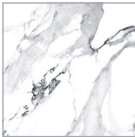


3" x 24" Bullnose
(Natural/ Polished)
RECTIFIED


BLANCO




36" x 72"
(Natural/ Polished)
RECTIFIED



30" x 30"
(Natural/ Polished)
RECTIFIED



12" x 24"
(Natural/ Polished)
RECTIFIED



48" x 48"
(Natural/ Polished)
RECTIFIED




10" x 11" Hexagon
(Natural)



Basketweave Mosaic
12" x 12" Sheet
(Natural/ Polished)



24" x 48"
(Natural/ Polished)
RECTIFIED



24" x 24"
(Natural/ Polished)
RECTIFIED



3" x 24" Bullnose
(Natural/ Polished)
RECTIFIED

WHITE BODY RECTIFIED CERAMIC WALL TILE



12" x 36"
(Polished)
RECTIFIED



12" x 36" Wave
(Polished)
RECTIFIED



12" x 36"
(Polished)
RECTIFIED



12" x 36" Wave
(Polished)
RECTIFIED



12" x 36"
(Polished)
RECTIFIED



12" x 36" Wave
(Polished)
RECTIFIED