














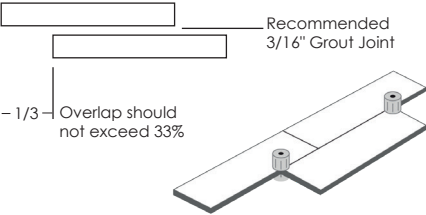




	Technical Specifications	Standard Requirements	Test Results
	Water Absorption UNI EN ISO 10545-03	E ≤ 0.5%	< 0.5%
	Breaking Strength UNI EN ISO 10545-04	>1300 N	> 1600 - 2400 N
	Modulus of Rupture UNI EN ISO 10545-04	≥ 35 N/mm²	> 35-45 N/mm²
	Shock Resistance UNI EN ISO 10545-05	Suggested Minimum: E > 0.55	Resistant
	Resistance to Deep Abrasion UNI EN ISO 10545-06	Maximum: 175 mm2	Resistant
	Thermal Linear Expansion UNI EN ISO 10545-08	As Reported	< 6.8 x 10 ⁻⁶ /°C ⁻¹
	Thermal Shock Resistance UNI EN ISO 10545-09	Required	Resistant
	Moisture Expansion UNI EN ISO 10545-10	As Reported	< 0.1 mm/m
	Frost Resistance UNI EN ISO 10545-12	Required	Resistant
	Chemical Resistance UNI EN ISO 10545-13	Domestic Chemical Products: UB/GB, Acids and Alkalis: As Reported	Complies with the Standard
	Stain Resistance UNI EN ISO 10545-14	Minimum: Class 3	Class 5
PEI	PEI Rating (Scratch Resistance) ASTM C 1027	As Reported	IV
	Dynamic Coefficient of Friction (DCOF) ANSI A137.1	For Level Interior Spaces Expected to be Walked Upon When wet: > 0.42	≥ 0.42
	Shade Variation	As Reported	V3
	Thickness	As Reported	12" x 24" - 9.5 mm 24" x 24" - 9.5 mm 24" x 48" - 10.5 mm
	Number of Screens	As Reported	12" x 24" - 30 24" x 24" - 25 24" x 48" - 14

IMPORTANT

Please note that installing in a 50% staggered configuration is not recommended. We suggest the following 1/3 overlap installation method:



Use a Leveling system during installation to reduce lippage



NAICA
RECTIFIED GLAZED PORCELAIN



NAICA



Crema




NAICA

Naica, a porcelain tile collection that blends natural beauty with contemporary elegance. Featuring a neutral color palette and a unique fissure effect that mimics frozen landscapes, **Naica** offers a delicate texture that reflects light beautifully. Perfect for adding timeless elegance to any space, **Naica** combines style and functionality in one exquisite tile.


Crafted with advanced technology, **Naica** combines the enduring strength of natural stone with the precision of modern manufacturing. With exceptional durability and a range of nature-inspired patterns,

Naica offers the perfect blend of timeless design and lasting performance.

BIANCO



24" x 48"



24" x 24"




12" x 24"



2" x 2" Mosaic
12" x 12" Sheet




Hexagon Mosaic
13" x 9" Sheet
Net Coverage 0.77 sqft



3" x 24"
Bullnose

PERLA



24" x 48"



24" x 24"



12" x 24"



2" x 2" Mosaic
12" x 12" Sheet




Hexagon Mosaic
13" x 9" Sheet
Net Coverage 0.77 sqft




3" x 24"
Bullnose

CREMA



24" x 48"



24" x 24"



12" x 24"



2" x 2" Mosaic
12" x 12" Sheet



Hexagon Mosaic
13" x 9" Sheet
Net Coverage 0.77 sqft



3" x 24"
Bullnose



Bianco



Perla